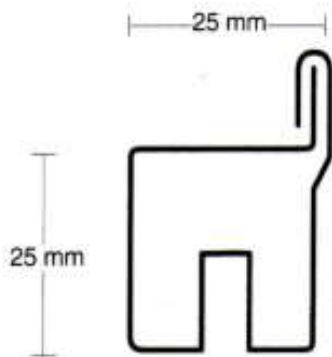




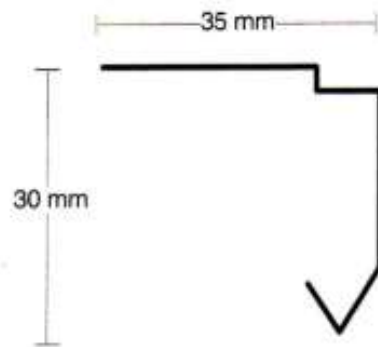
Carretera Tula-Tepeji No. 174  
 Col. Atengo Tepeji del Rio de Ocampo, Hgo. CP. 42850  
 Tel. y Fax: (01773) 73 3 85 26  
 prysme@prodigy.net.mx

## TUBULAR PINTADO Y ZINTRO



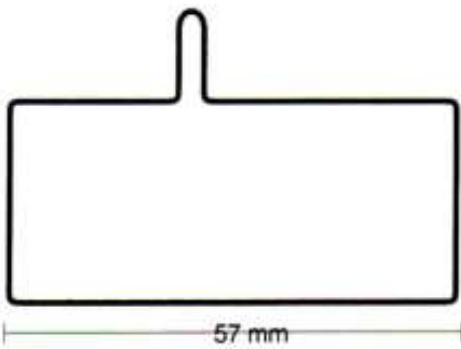
123

Cal	Kg 6m
20	6.600



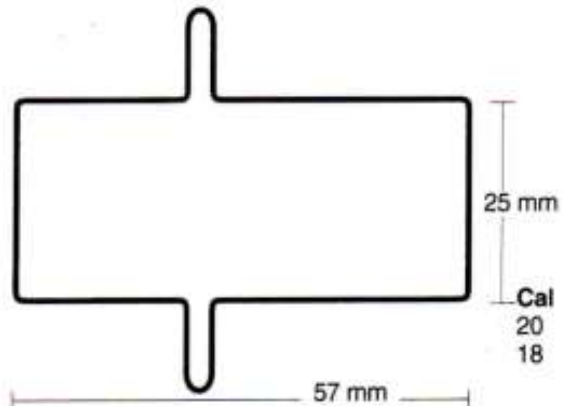
124

Cal	Kg 6m
18	4.200



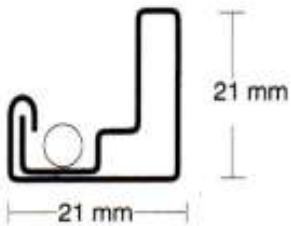
126

Cal	Kg 6m
20	7.800
18	10.200



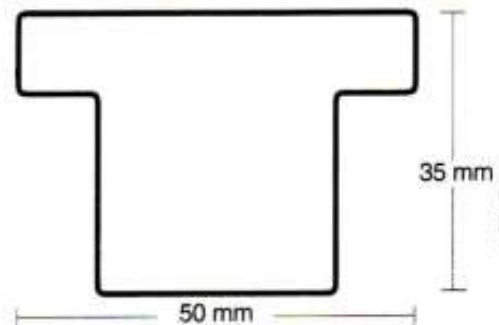
127

Cal	Kg 6m
20	9.000
18	11.400



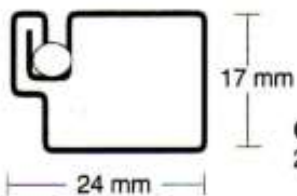
131

Cal	Kg 6m
20	3.600



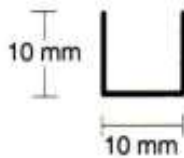
144

Cal	Kg 6m
20	7.200
18	9.600



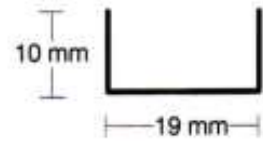
145

Cal	Kg 6m
20	4.200



154

Cal	Kg 6m
20	1.200
18	1.800



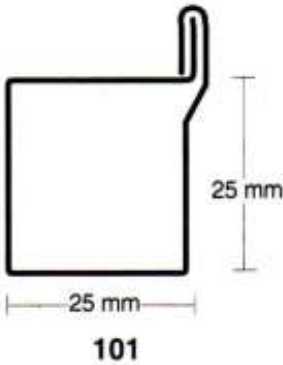
155

Cal	Kg 6m
20	1.800



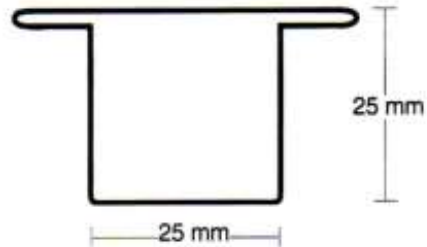
Carretera Tula-Tepeji No. 174  
 Col. Atengo Tepeji del Rio de Ocampo, Hgo. CP. 42850  
 Tel. y Fax: (01773) 73 3 85 26  
 prysme@prodigy.net.mx

P  
R  
O  
D  
U  
C  
T  
O  
S  
T  
U  
B  
U  
L  
A  
R



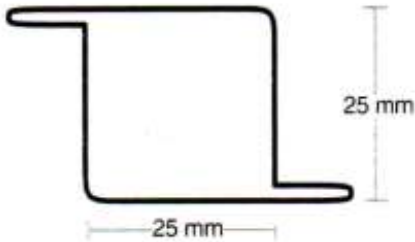
Cal	Kg 6m
20	5.400
18	7.200

101



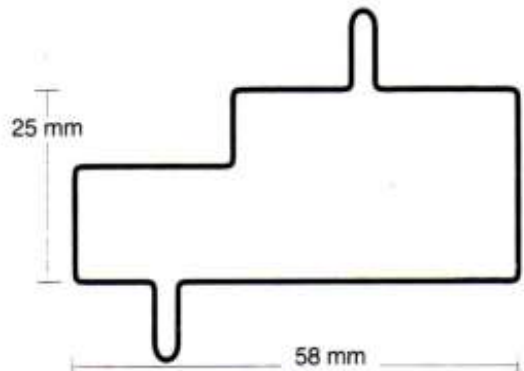
Cal	Kg 6m
20	6.600
18	9.000

103



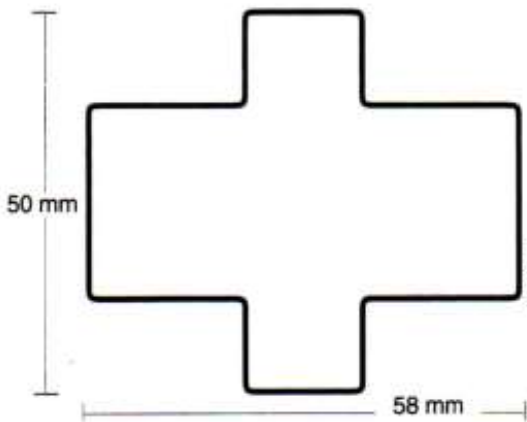
Cal	Kg 6m
20	6.600
18	9.000

106



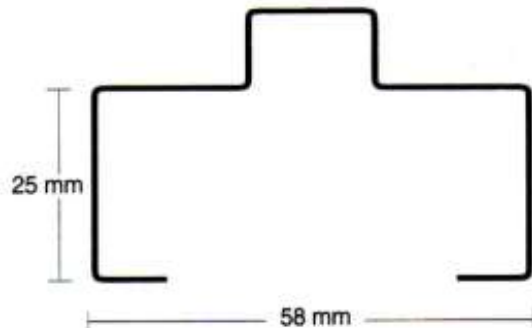
Cal	Kg 6m
20	9.000
18	11.400

116



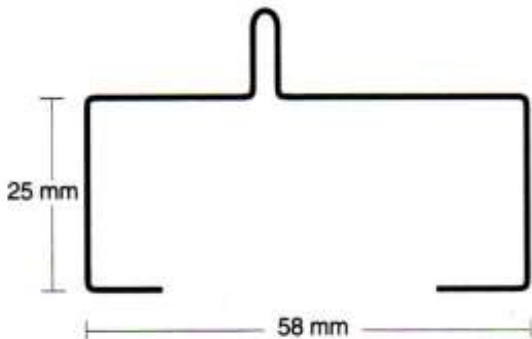
Cal	Kg 6m
20	9.000
18	11.400

119



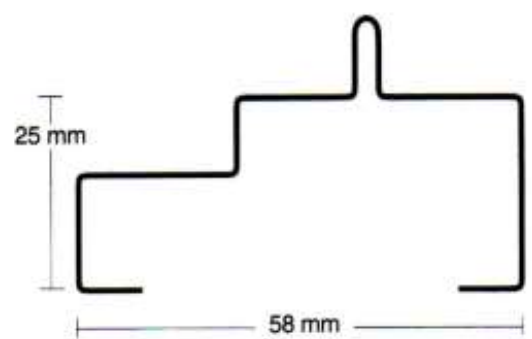
Cal	Kg 6m
20	6.000
18	8.400

120



Cal	Kg 6m
20	6.000
18	8.400

121



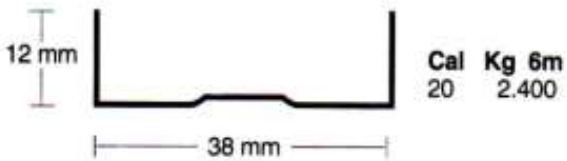
Cal	Kg 6m
20	6.000
18	8.400

122



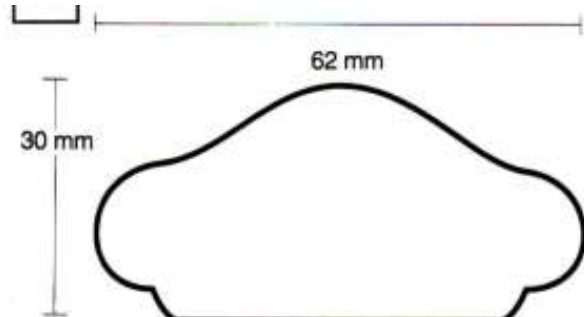
Carretera Tula-Tepeji No. 174  
 Col. Atengo Tepeji del Rio de Ocampo, Hgo. CP. 42850  
 Tel. y Fax: (01773) 73 3 85 26  
 prysme@prodigy.net.mx

# PERFIL TUBULAR



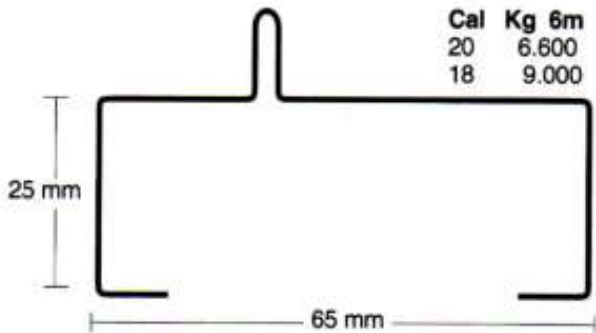
Cal	Kg 6m
20	2.400

156



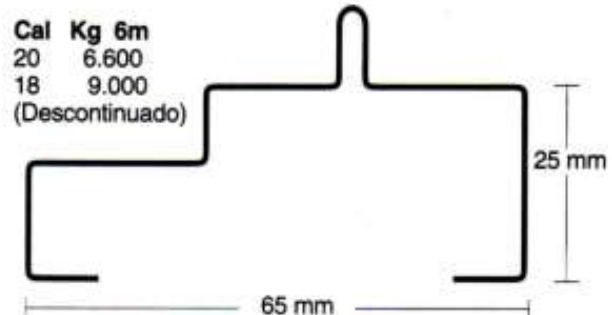
Cal	Kg 6m
20	6.600
18	9.000

160



Cal	Kg 6m
20	6.600
18	9.000

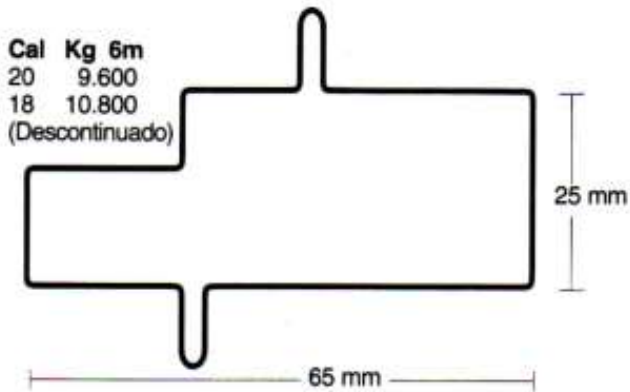
163



Cal	Kg 6m
20	6.600
18	9.000

(Descontinuado)

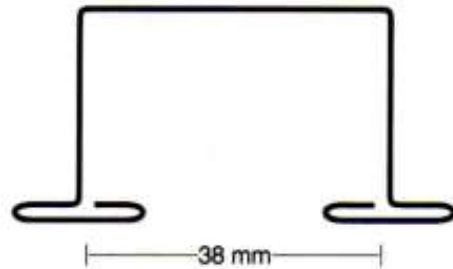
164



Cal	Kg 6m
20	9.600
18	10.800

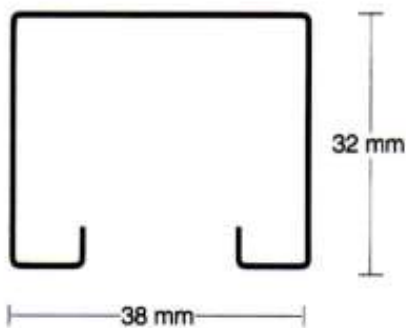
(Descontinuado)

165



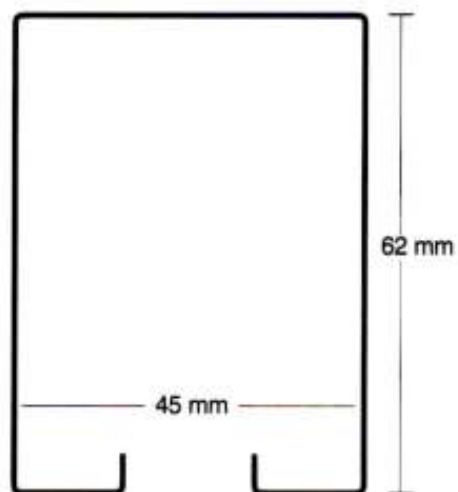
Cal	Kg 3m
20	4.200

RIEL No. 18



Cal	Kg 6m
18	7.200

1400



Cal	Kg 6m
12	13.000 (3.05 m.)
14	18.000
16	15.000

1500




Carretera Tula-Tepeji No. 174  
 Col. Atengo Tepeji del Rio de Ocampo, Hgo. CP. 42850  
 Tel. y Fax: (01773) 73 3 85 26  
 prysme@prodigy.net.mx



1/2"  
13 mm.

Cal	Kg 6m
20	2.400
18	3.000



3/4"  
19 mm

Cal	Kg 6m
20	3.000
18	4.200



1"  
25.4 mm

Cal	Kg 6m
20	4.200
18	6.000
16	7.200
14	9.000

**C-050**


**C-075**

**C-100**



1 1/4"  
32 mm.

Cal	Kg 6m
20	5.400
18	7.200
16	9.000
14	11.400



1 1/2"  
38 mm.

Cal	Kg 6m
20	6.600
18	9.000
16	10.800
14	13.600


**C-125**

**C-150**



Carretera Tula-Tepeji No. 174  
 Col. Atengo Tepeji del Rio de Ocampo, Hgo. CP. 42850  
 Tel. y Fax: (01773) 73 3 85 26  
 prysme@prodigy.net.mx


**P  
E  
R  
T  
U  
B  
U  
L  
A  
R**



2"  
51 mm.

**C-200**

Cal	Kg 6m
18	11.400
16	14.400
14	18.000




3"

2"

**C-350**


Cal	Kg 6m
14	22.00



2 1/2"  
65 mm.

**C-250**

Cal	Kg 6m
14	22.200




4"

2"

**C-450**

Cal	Kg 6m
14	27.00



3"

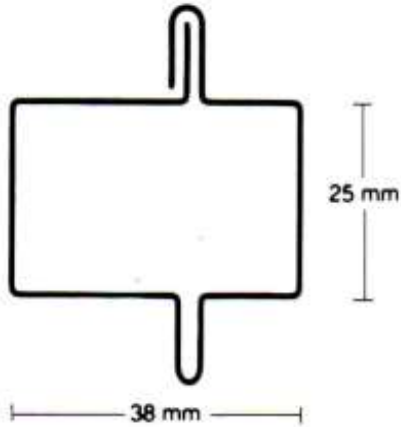
**C-300**

Cal	Kg 6m
14	27.00



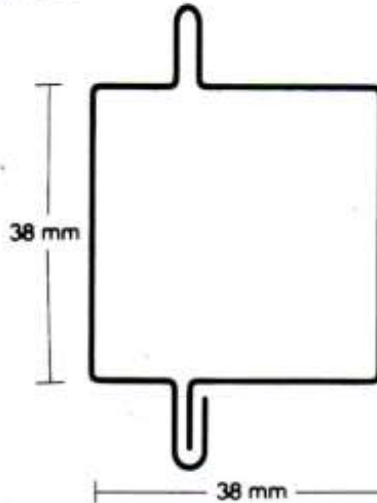
Carretera Tula-Tepeji No. 174  
 Col. Atengo Tepeji del Rio de Ocampo, Hgo. CP. 42850  
 Tel. y Fax: (01773) 73 3 85 26  
 prysme@prodigy.net.mx

## PERFIL TUBULAR



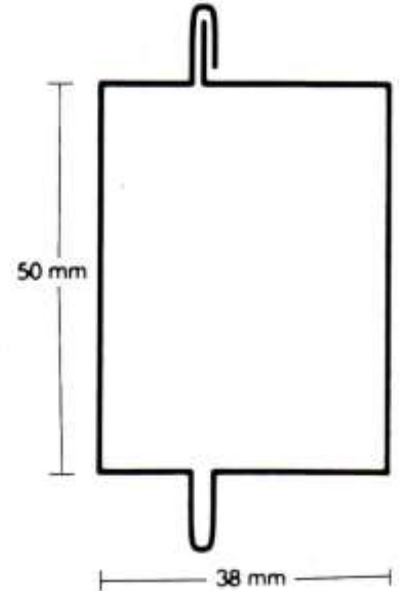
Cal	Kg 6m
20	7 400
18	9 400

**K-100**




Cal	Kg 6m
20	9 000
18	11 400

**K-150**



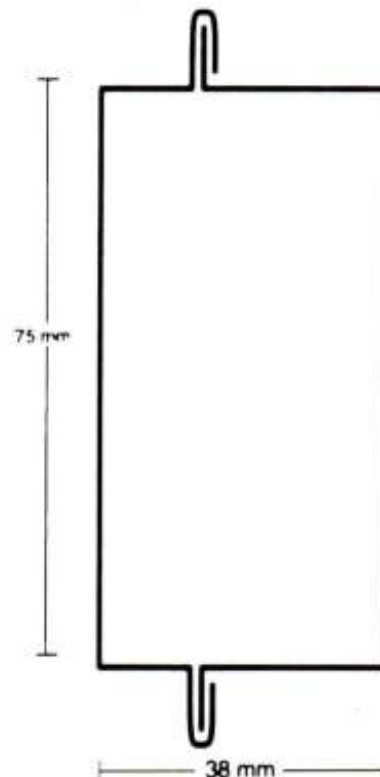
Cal	Kg 6m
20	10 400
18	14 200

**K-200**



Cal	Kg 6m
20	10 900
18	14 400

**K-250**



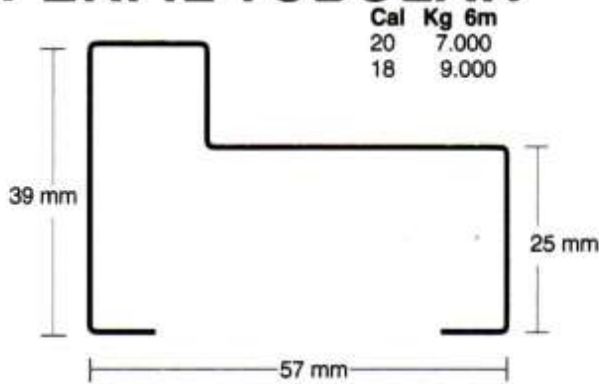
Cal	Kg 6m
20	12 600
18	16 800

**K-300**

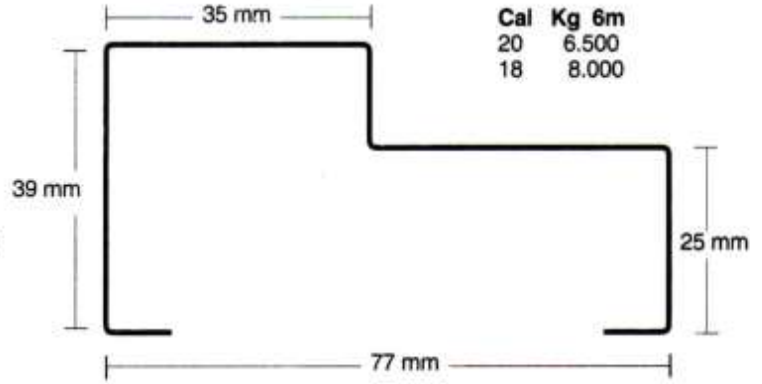


Carretera Tula-Tepeji No. 174  
 Col. Atengo Tepeji del Rio de Ocampo, Hgo. CP. 42850  
 Tel. y Fax: (01773) 73 3 85 26  
 prysme@prodigy.net.mx

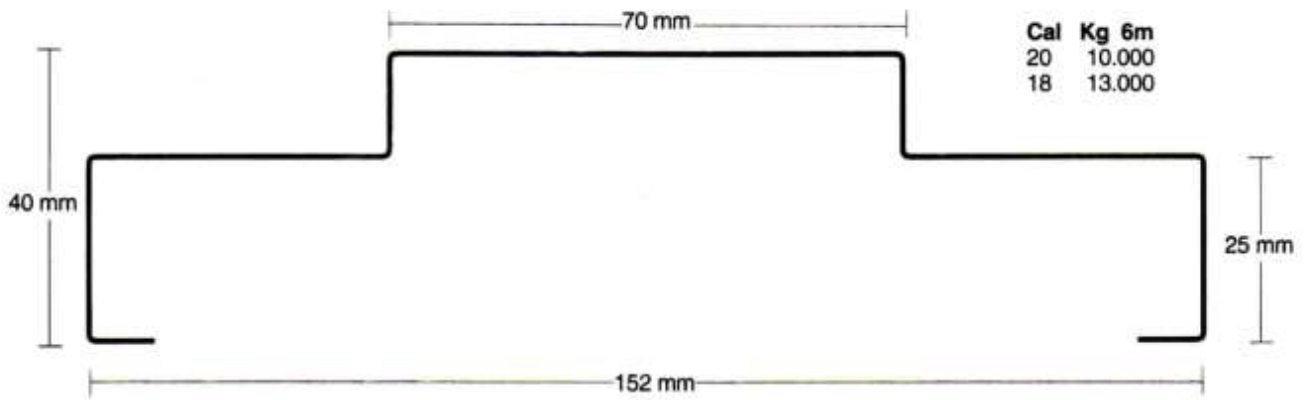
## PERFIL TUBULAR



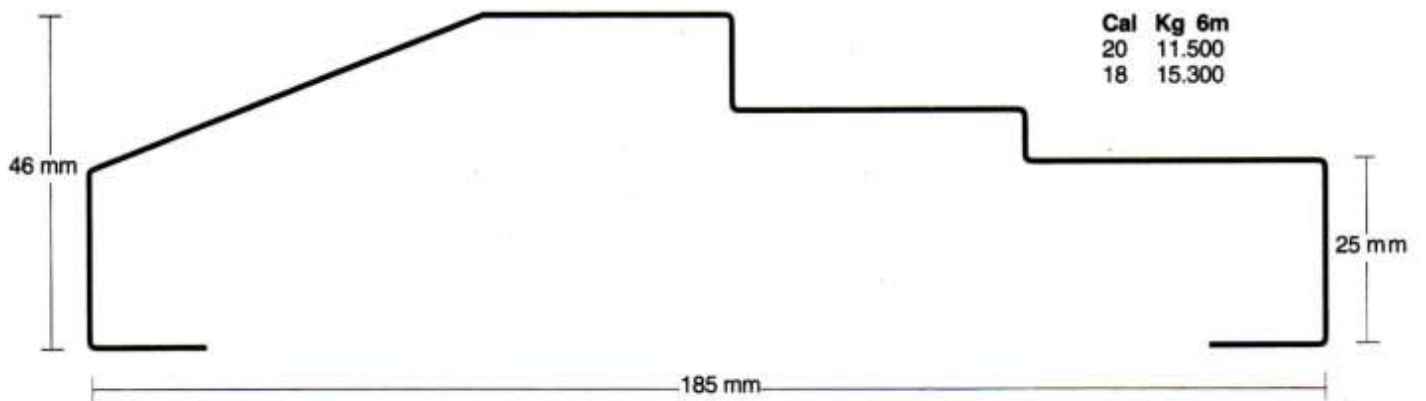
**M-225**



**M-300**

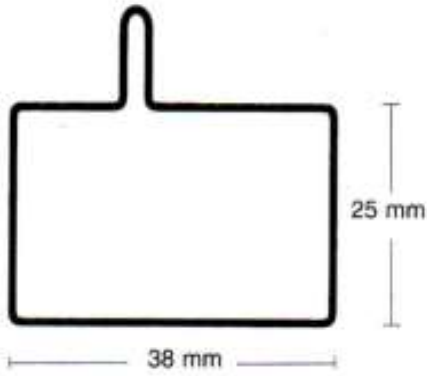


**M-600**



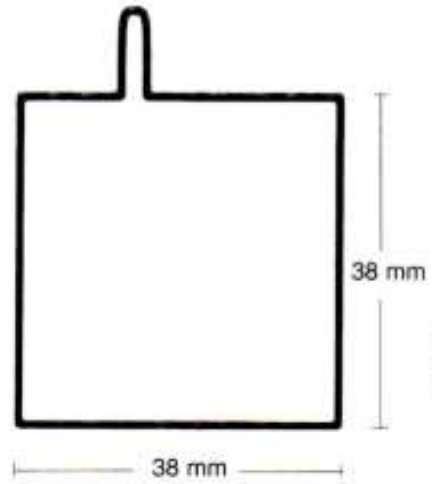


Carretera Tula-Tepeji No. 174  
 Col. Atengo Tepeji del Rio de Ocampo, Hgo. CP. 42850  
 Tel. y Fax: (01773) 73 3 85 26  
 prysme@prodigy.net.mx



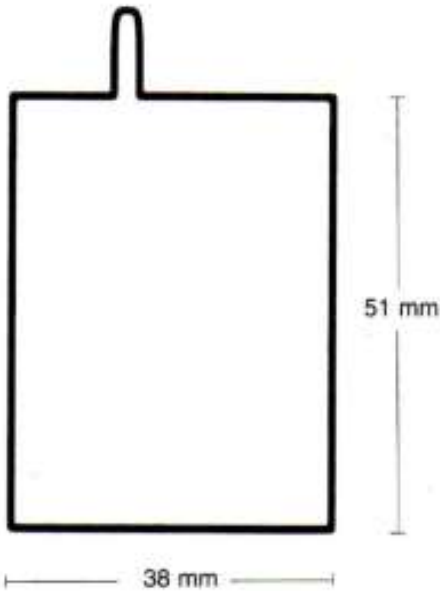
Cal	Kg 6m
20	6.000
18	8.400

**P-100**



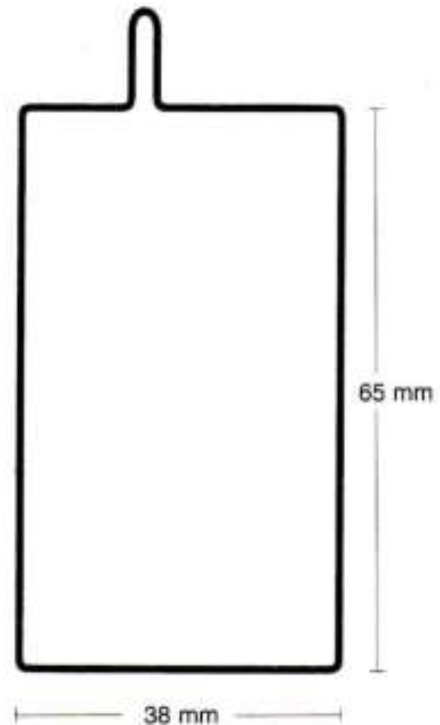
Cal	Kg 6m
20	7.200
18	9.600

**P-150**



Cal	Kg 6m
20	8.400
18	11.400

**P-200**



Cal	Kg 6m
20	9.600
18	12.600

**P-250**

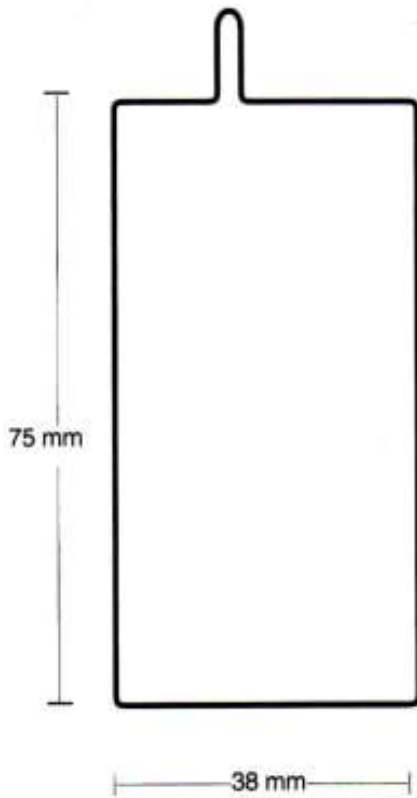




Carretera Tula-Tepeji No. 174  
 Col. Atengo Tepeji del Rio de Ocampo, Hgo. CP. 42850  
 Tel. y Fax: (01773) 73 3 85 26  
 prysme@prodigy.net.mx

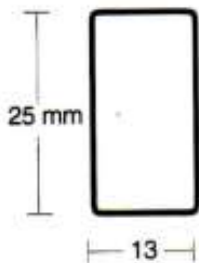
# Zintro

## PERFIL TUBULAR



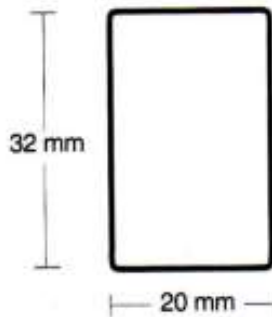
Cal	Kg 6m
20	10.800
18	13.300

**P-300**



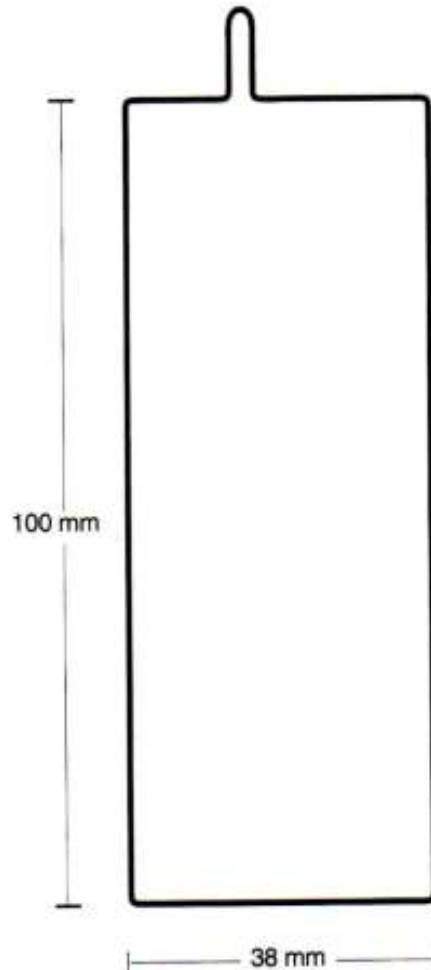
Cal	Kg 6m
18	4.200

**R-100**



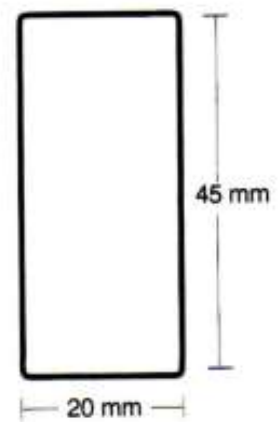
Cal	Kg 6m
20	4.200
18	6.000

**R-125**



Cal	Kg 6m
20	12.600
18	16.800

**P-400**



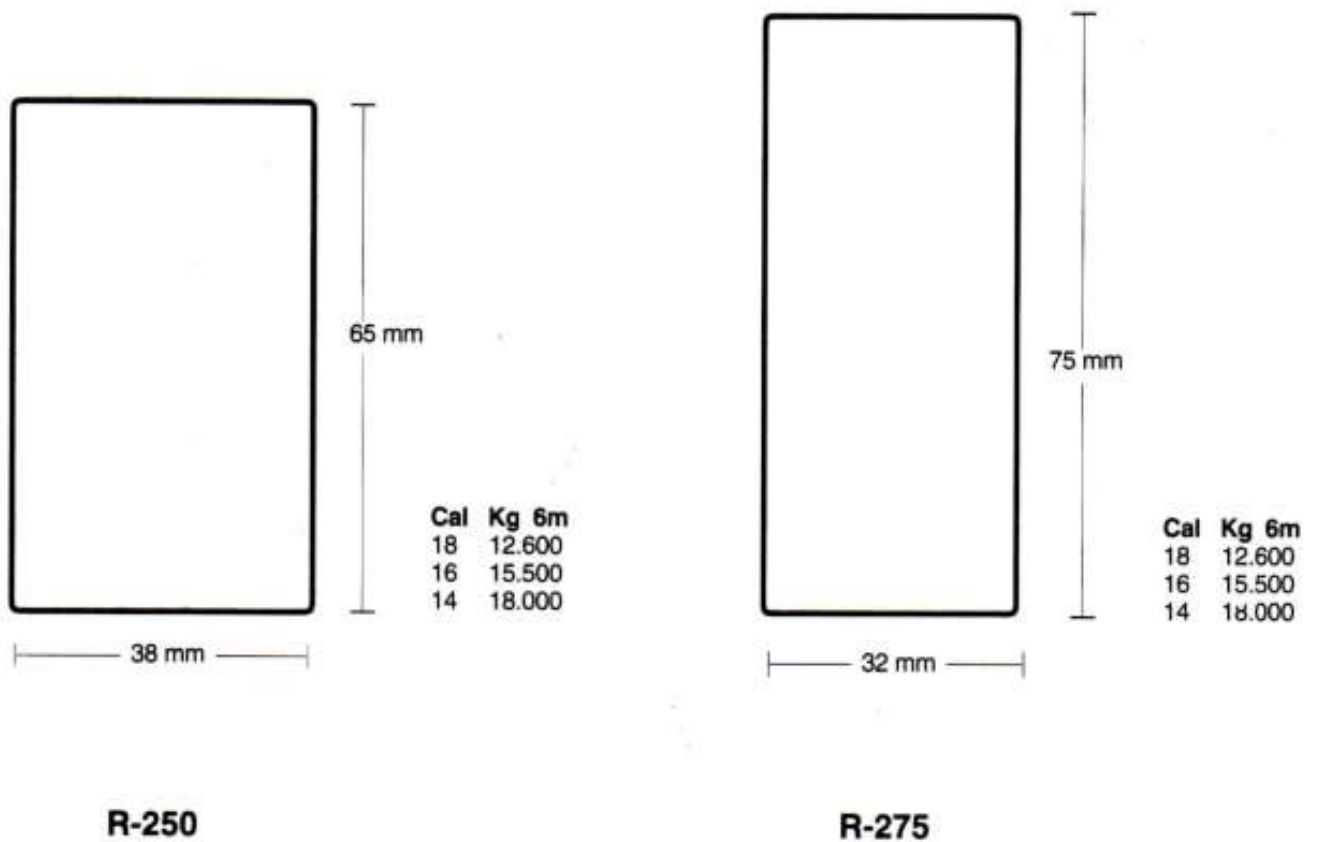
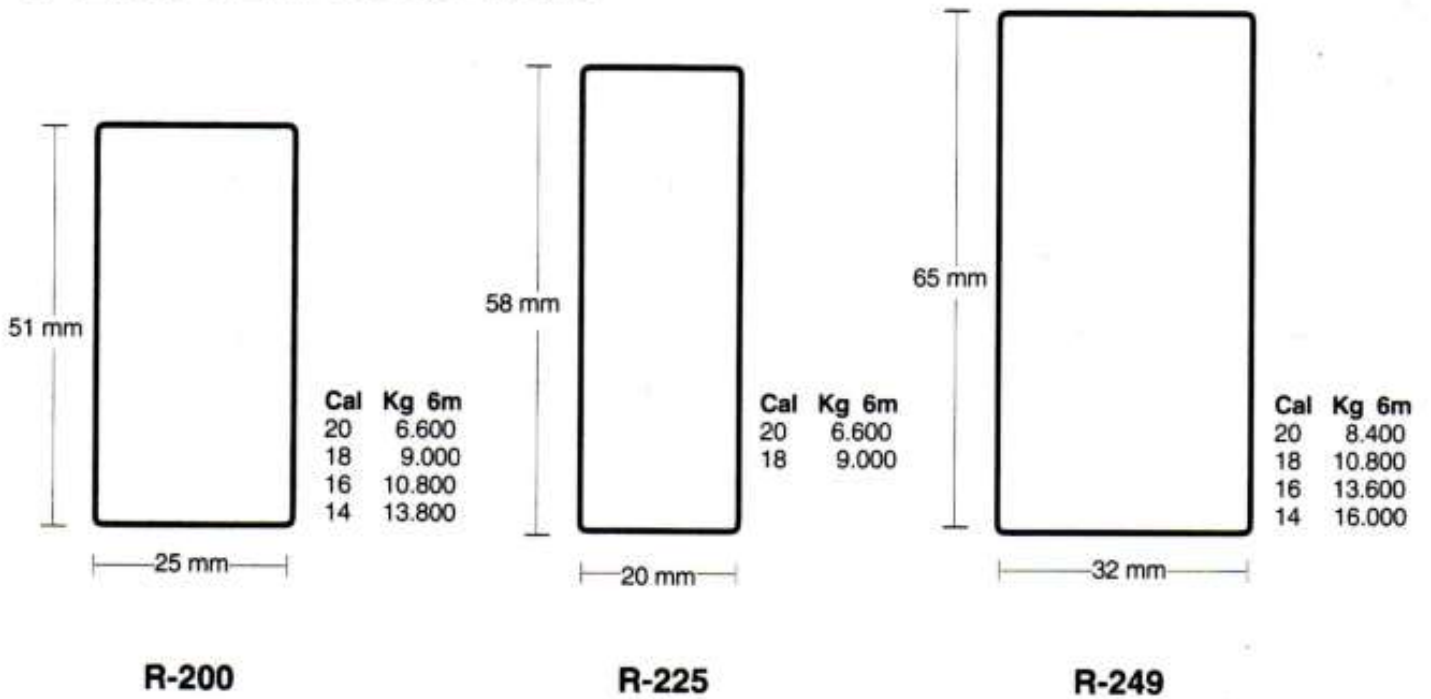
Cal	Kg 6m
20	5.400
18	7.200

**R-175**



Carretera Tula-Tepeji No. 174  
 Col. Atengo Tepeji del Rio de Ocampo, Hgo. CP. 42850  
 Tel. y Fax: (01773) 73 3 85 26  
 prysme@prodigy.net.mx

# PERFIL TUBULAR

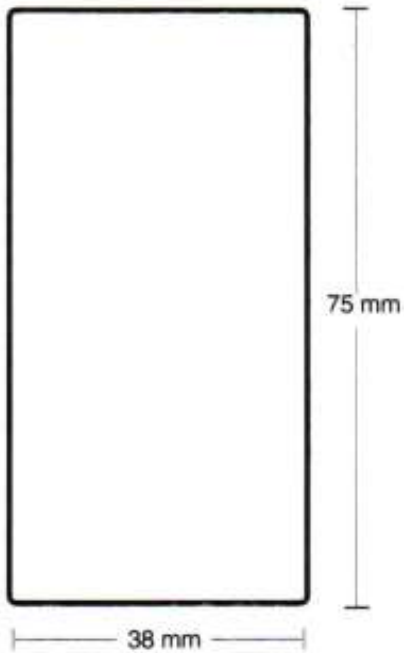




Carretera Tula-Tepeji No. 174  
 Col. Atengo Tepeji del Rio de Ocampo, Hgo. CP. 42850  
 Tel. y Fax: (01773) 73 3 85 26  
 prysme@prodigy.net.mx

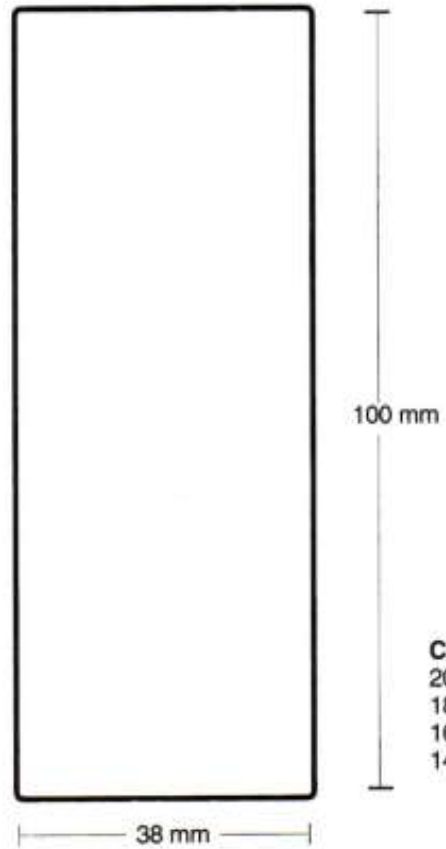
# Zintro

## PERFIL TUBULAR



**R-300**

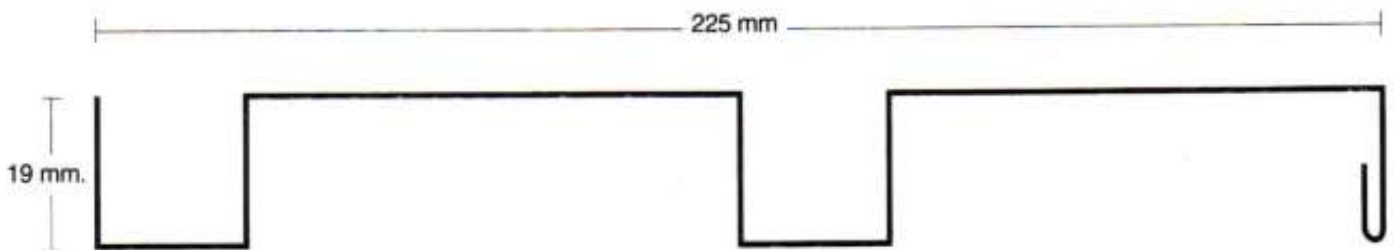
Cal	Kg 6m
20	9.600
18	13.200
16	16.200
14	20.400



**R-400**

Cal	Kg 6m
20	12.000
18	16.200
16	19.800
14	24.600

Cal	Kg 6m
20	14.000



**DUELA 180**



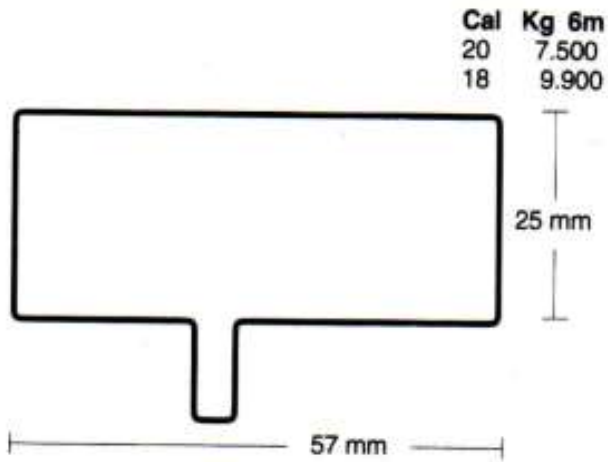
Carretera Tula-Tepeji No. 174

Col. Atengo Tepeji del Rio de Ocampo, Hgo. CP. 42850

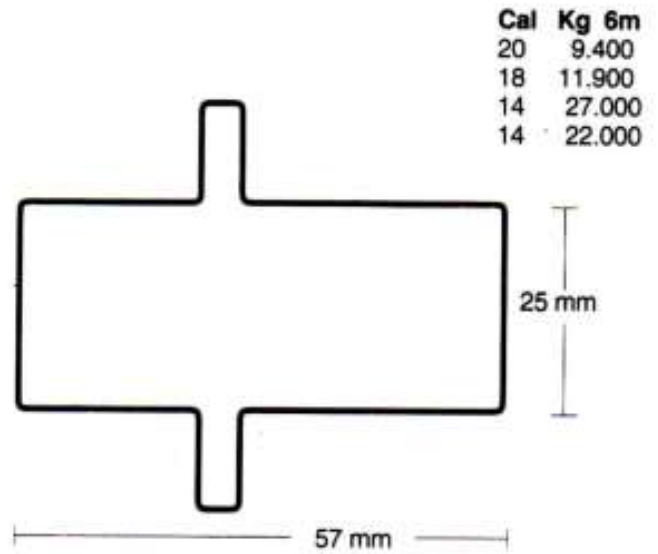
Tel. y Fax: (01773) 73 3 85 26

prysme@prodigy.net.mx

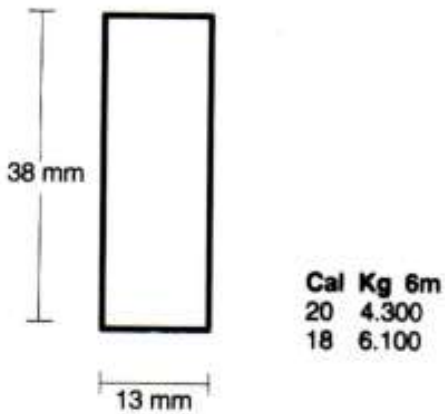
# PERFIL TUBULAR



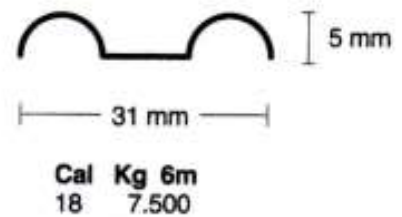
**LM-754**



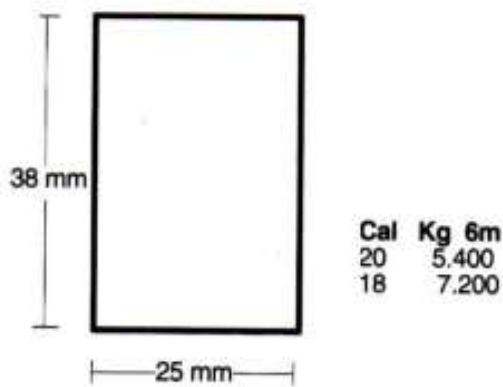
**LM-803**



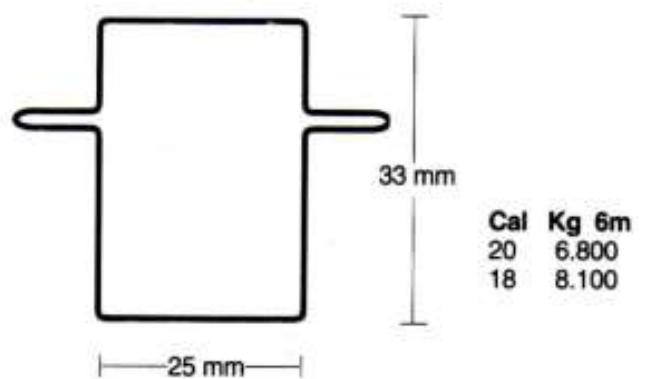
**Pv-128**



**Pv-126**



**Pv-229**



**Pv-237**